



# Kerala HEALTH

## COVID 19 Weekly Bulletin

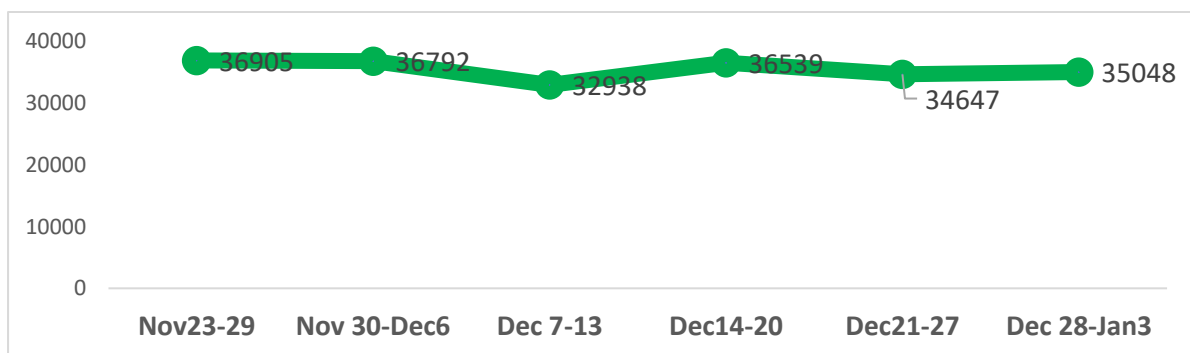
### Epidemiological & Operational Updates

4<sup>th</sup> January 2020

#### State Summary

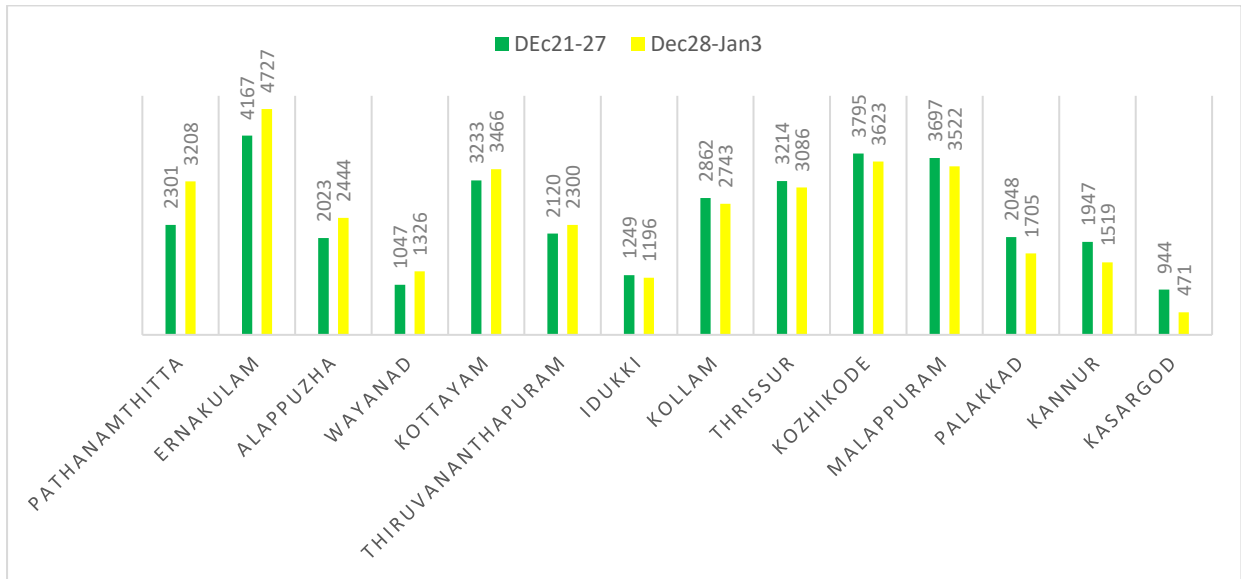
Parameter	Cumulative as on 3 <sup>rd</sup> JANUARY	Dec 28- Jan 3 (7 days)
Total Cases	775852	35336
Total Recovered	707244	35048
Total Deaths	3141	165
Total Tests Performed	8066113	370996

#### Absolute number of new cases reported per week in Kerala



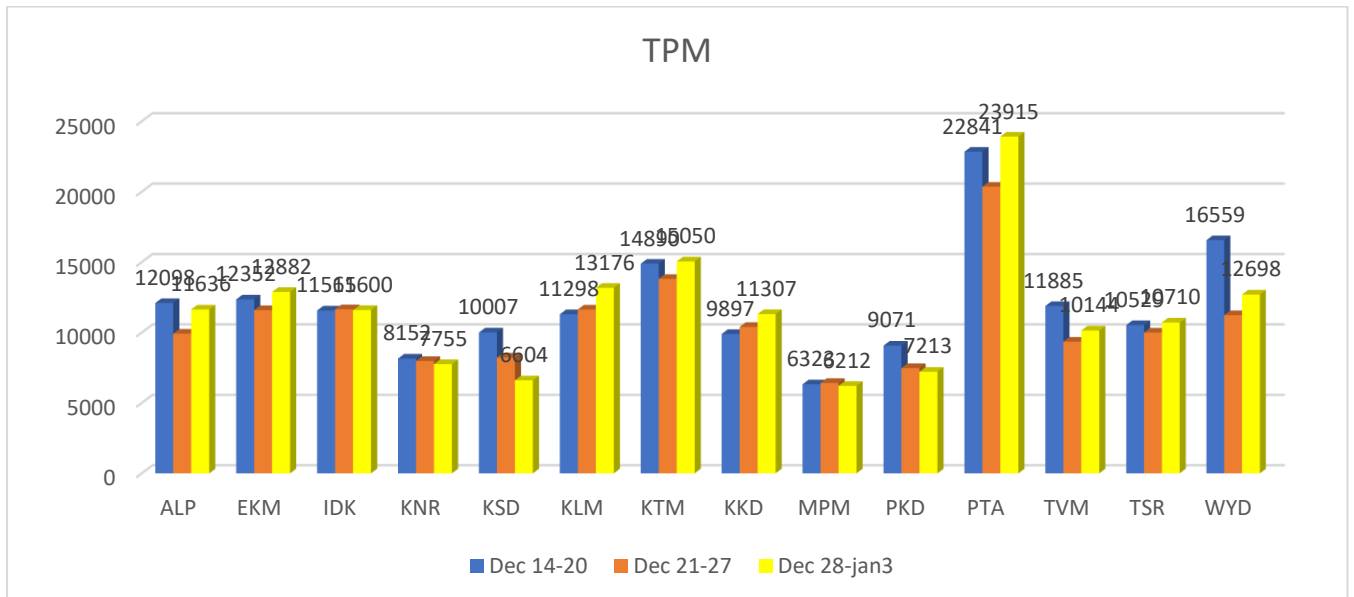


## Absolute Number of new Cases reported per week



Absolute number of new cases increased at Pathanamthitta, Ernakulam, Alappuzha, Wayanad, Kottayam and Thiruvananthapuram in the current week as compared to the previous week.

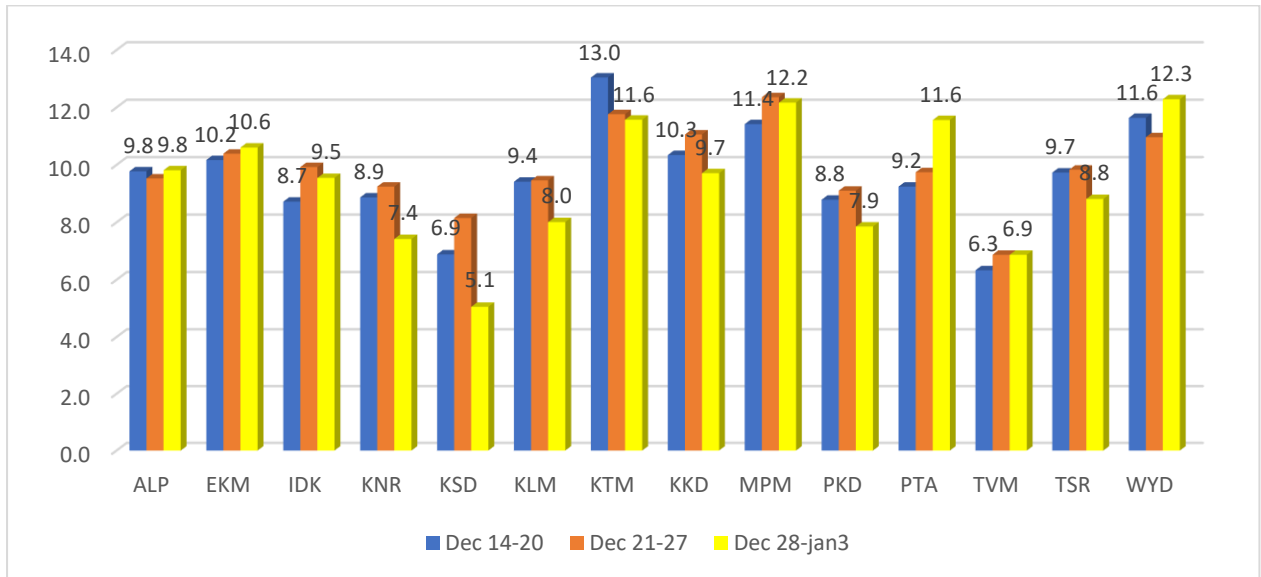
## Tests per Million- Weekly data (7 days)



TPM of state in current week is 10879 (previous week 10197). Kasaragod, Kannur, Palakkad had done a smaller number of tests in current week as compared to previous week. Pathanamthitta (23915), Kottayam (15050), Kollam (13176), Ernakulam (12882), Wayanad (12698) are doing good number of tests per million population. Malappuram (6212), Palakkad (7213), Kannur (7755), Kasaragod (6604) need to increase the number of tests.

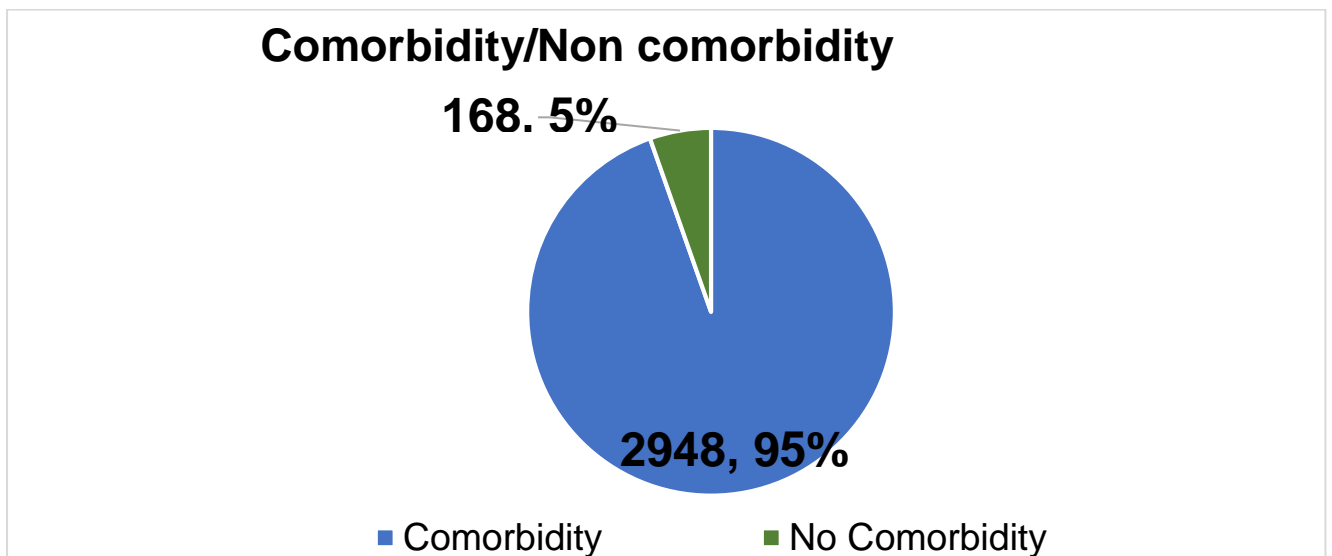


## Test Positivity Rate- Weekly data



TPR has increased significantly in current week in Pathanamthitta & Wayanad as compared to previous week. TPR of state is 9.5 in current week ( 9.9 in previous week).

## Analysis of deaths due to COVID-19 in Kerala





## Age specific Case Fatality Rate due to COVID-19 in Kerala

Age Group	Total Deaths (A)	Total Cases (B)	Case Fatality Rate (A/B) *100
0-10 years	6	59882	0.01
11-20 years	9	77760	0.01
21-30 years	35	157730	0.02
31-40 years	77	146780	0.05
41-50 years	218	123012	0.18
51-60 years	561	102346	0.55
61-70 years	966	65383	1.48
71-80 years	787	27453	2.87
81-90 years	413	9073	4.55
91-100 years	41	1804	2.27
> 100 years	3	29	10.34
<b>Total</b>	<b>3116</b>	<b>771252</b>	<b>0.40</b>

### Rates of COVID-19 tests refixed as per GO (Rt)(No) 12/2021/H&FWD dated 01.01.2020 as follows

Type of Test	Price Per Test (INR)
RTPCR (Open System)	1500
Xpert	2250
Truenat	1500
RT-LAMP	1150
Antigen test	300



*Photo from dry run of COVID-19 vaccine administration from CHC Nemmara, Palakkad.*

**State is prepared for COVID-19 vaccination. Task forces are formed at state, district and block level. Cold chain preparedness has been assessed. Session sites and vaccinators data have been populated. Database of health care workers is completed. Trainings at state level and district level are completed.**